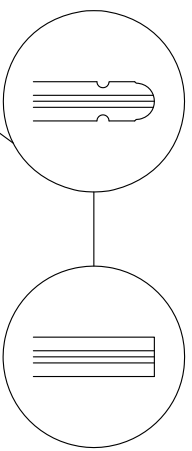
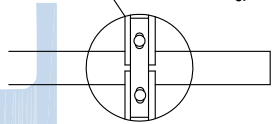


**ALTERNATIVE DOME AND FLAT TOP HEADS**



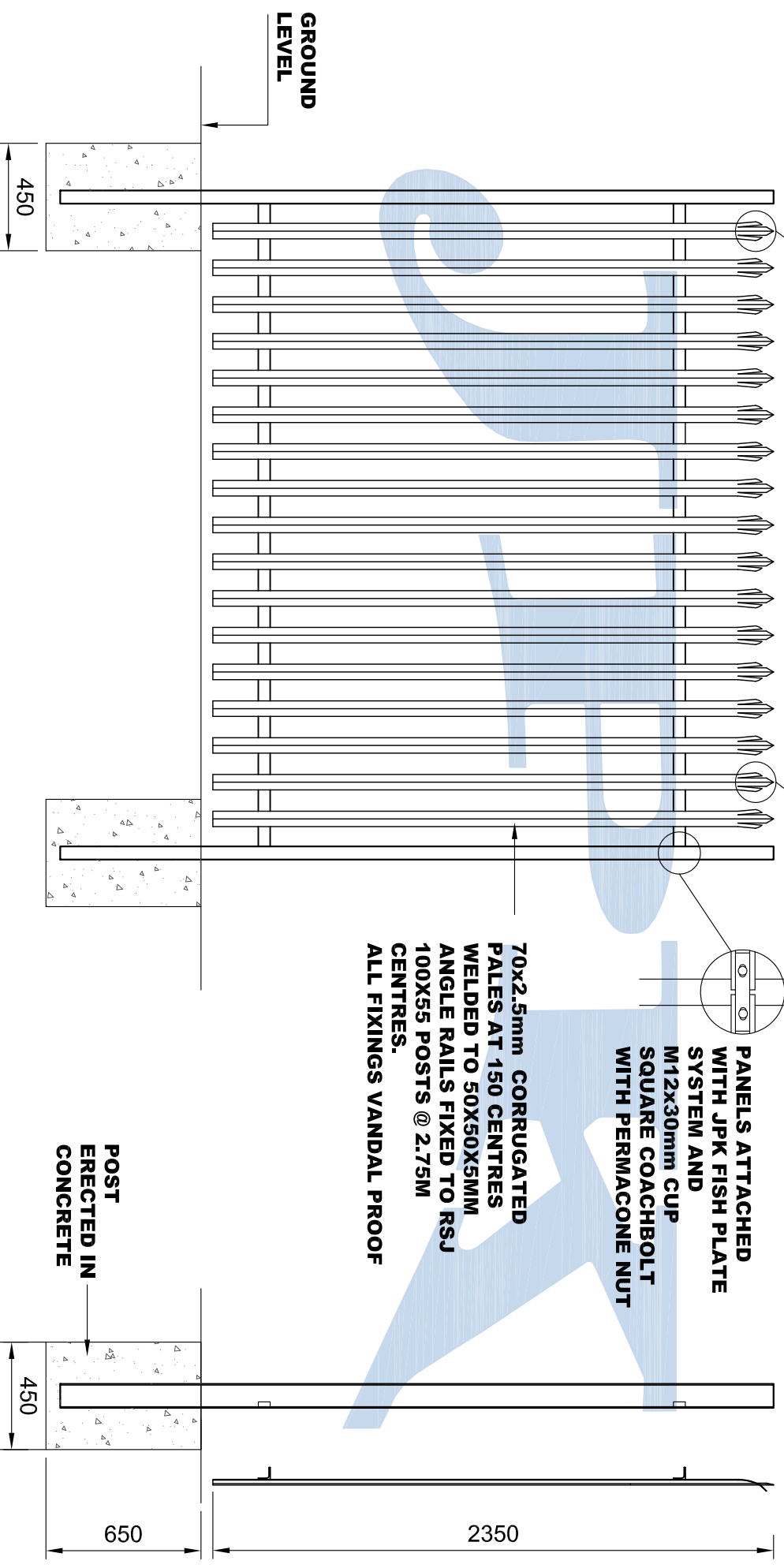
**JPK TRIAD HEADS**



**PANELS ATTACHED WITH JPK FISH PLATE SYSTEM AND M12x30mm CUP SQUARE COACHBOLT WITH PERMACONE NUT**

**70x2.5mm CORRUGATED PALES AT 150 CENTRES WELDED TO 50X50X5MM ANGLE RAILS FIXED TO RSJ 100X55 POSTS @ 2.75M CENTRES. ALL FIXINGS VANDAL PROOF**

- JPK MANUFACTURING DETAILS**
1. ALL DIMENSIONS ARE IN MILLIMETRES.
  2. STEEL PALISADE FENCE COMPLIES WITH ALL REQUIREMENTS OF BS 1722 PART 12.
  3. ALL MATERIALS GALVANISED TO EN ISO 1461.
  4. ALL NUTS, BOLTS & FITTINGS GALVANISED TO BS 729.
  5. PALE HEADS AVAILABLE IN DOME OR TRIAD HEAD.
  6. PALES SECURED TO RAILS AT EVERY INTERSECTION BY MEANS OF WELDING CONSISTING OF 3MM FILLET WELDS 30MM LONG ON EACH SIDE OF THE PALE.
  7. POWDER COATED TO RAL COLOUR CHART.
  8. STEEL SECTIONS SIZES MAY VARY ACCORDING TO VARIOUS HEIGHTS AND SPANS.
  9. GATES AVAILABLE TO THE SAME SPECIFICATION ON REQUEST.



**POST ERECTED IN CONCRETE**